

# Lampasas County

---

PROPOSED TAX RATE

A solid green horizontal bar at the bottom of the page.

# Rate Breakdown

M&O	.3424
I&S	.0512
R&B	.1209
Total 2022-2023 tax rate:	.5145
M&O	.338836
I&S	.067966
R&B	.143198
Total 2023-2024 tax rate:	.550000
No new revenue rate:	.50394
Voter approved rate:	.55327

**LAMPASAS COUNTY ACTUAL RATES  
2004-2024**

<u>YEAR</u> <u>EFF.</u>	<u>M&amp;O</u> <u>RATE</u>	<u>I&amp;S</u> <u>RATE</u>	<u>R&amp;B</u> <u>RATE</u>	<u>TOTAL</u> <u>RATE</u>
2004	.3978	.0762	.0478	.5220
2005	.4058	.0591	.1000	.5649
2006	.4002	.0598	.0976	.5576
2007	.4400	.0514	.0976	.5890
2008	.4411	.0808	.0980	.6199
2009	.4316	.0779	.0959	.6055
2010	.4263	.075	.0944	.5957
2011	.43580	.04879	.09144	.57603
2012	.45039	.0700	.09850	.61889
2013	.45539	.0700	.12350	.64889
2014	.46539	.0600	.12350	.64889
2015	.45639	.0790	.12350	.65889
2016	.49039	.0550	.12350	.66889
2017	.48039	.0938	.12350	.69769
2018	.46369	.11050	.12350	.69769
2019	.48369	.10550	.12350	.71269
2020	.48869	.10050	.12350	.71269
2021	.4590	.10250	.12350	.6850
2022	.3874	.0800	.1141	.5815
2023	.3424	.0512	.1209	.5145
2024	.33883	.06796	.14319	.55000

# Questions?

---



# Lampasas County Budget

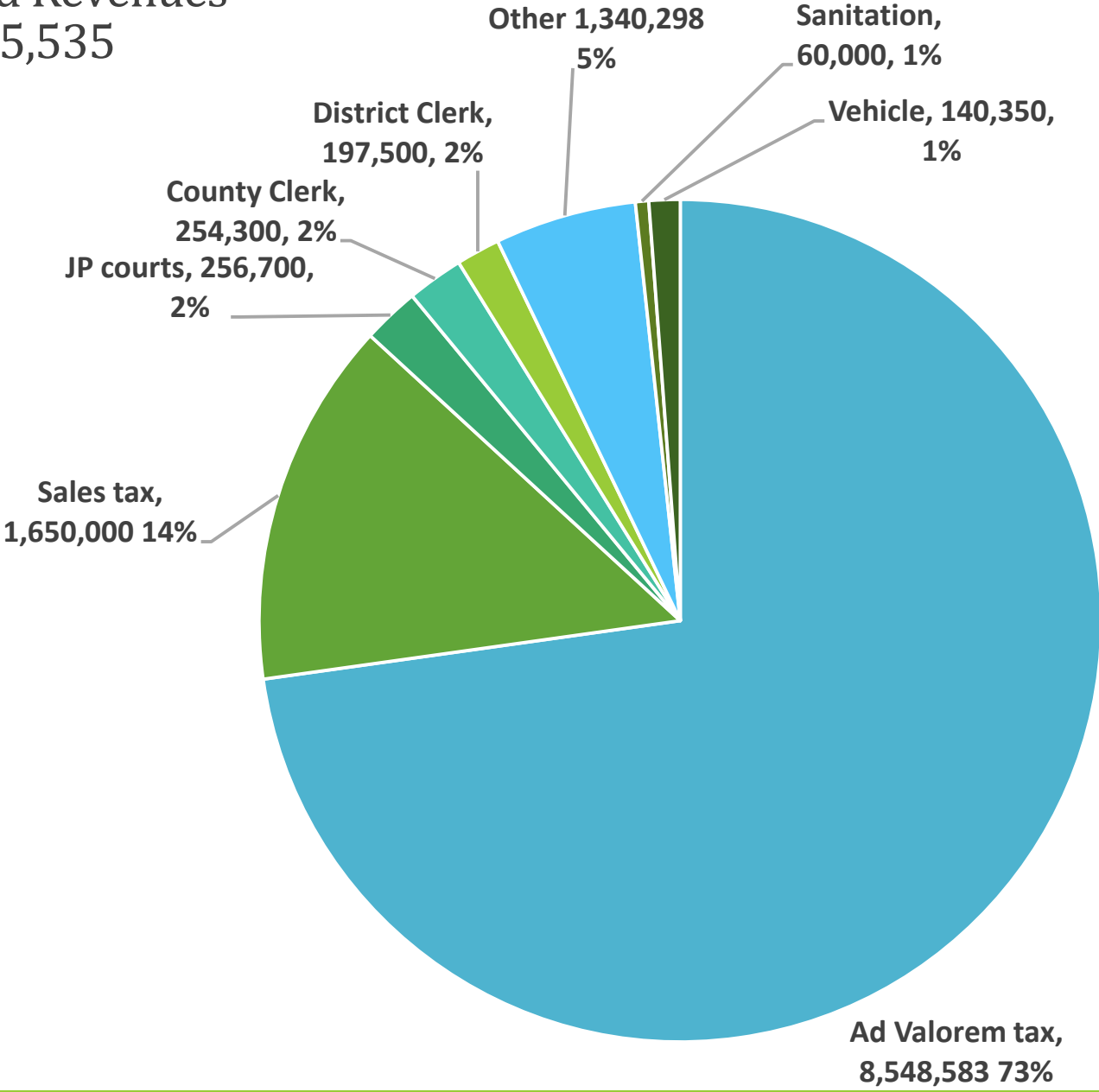
---

FY 2023-2024



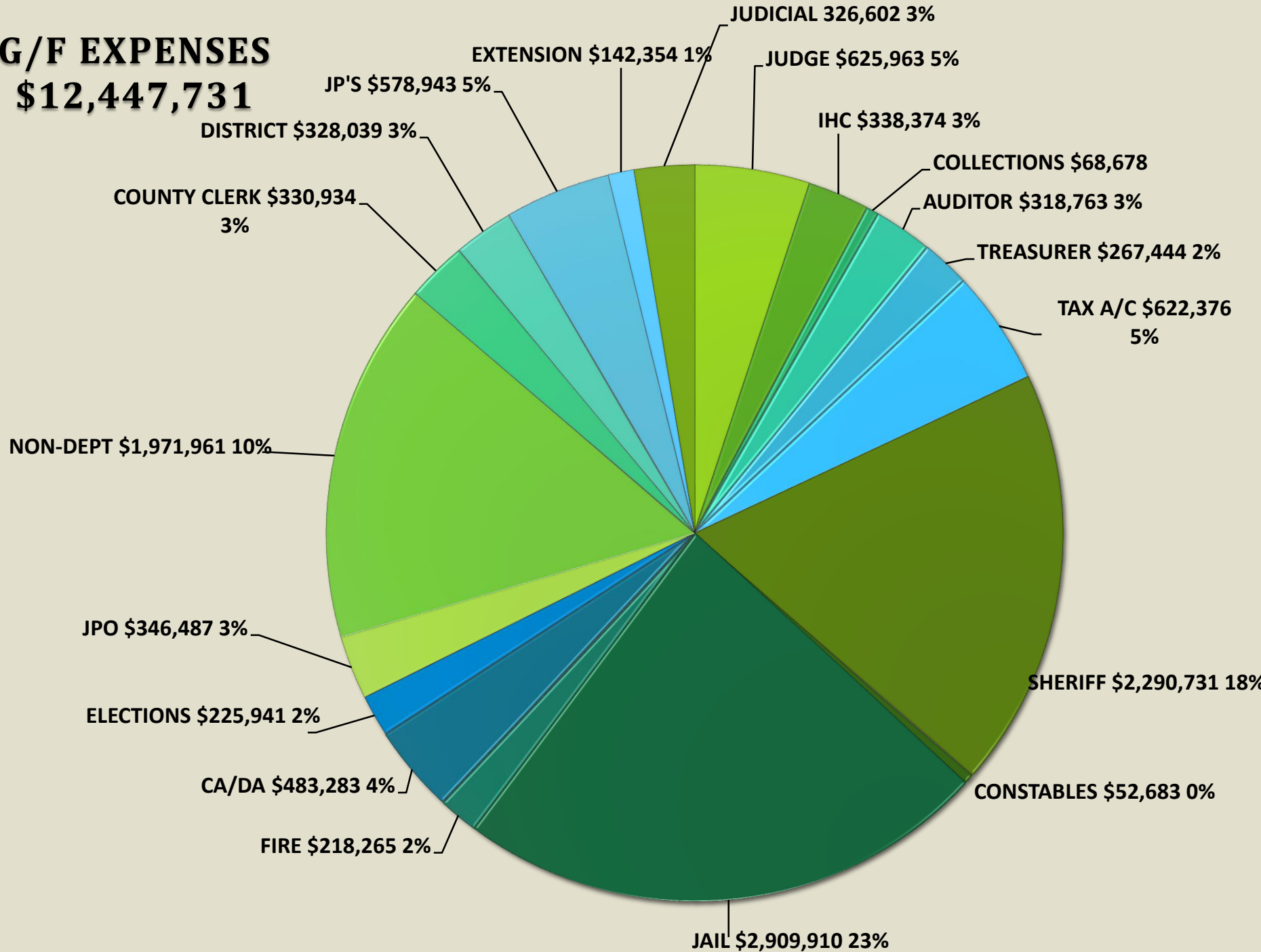
# General Fund Revenues

\$11,745,535

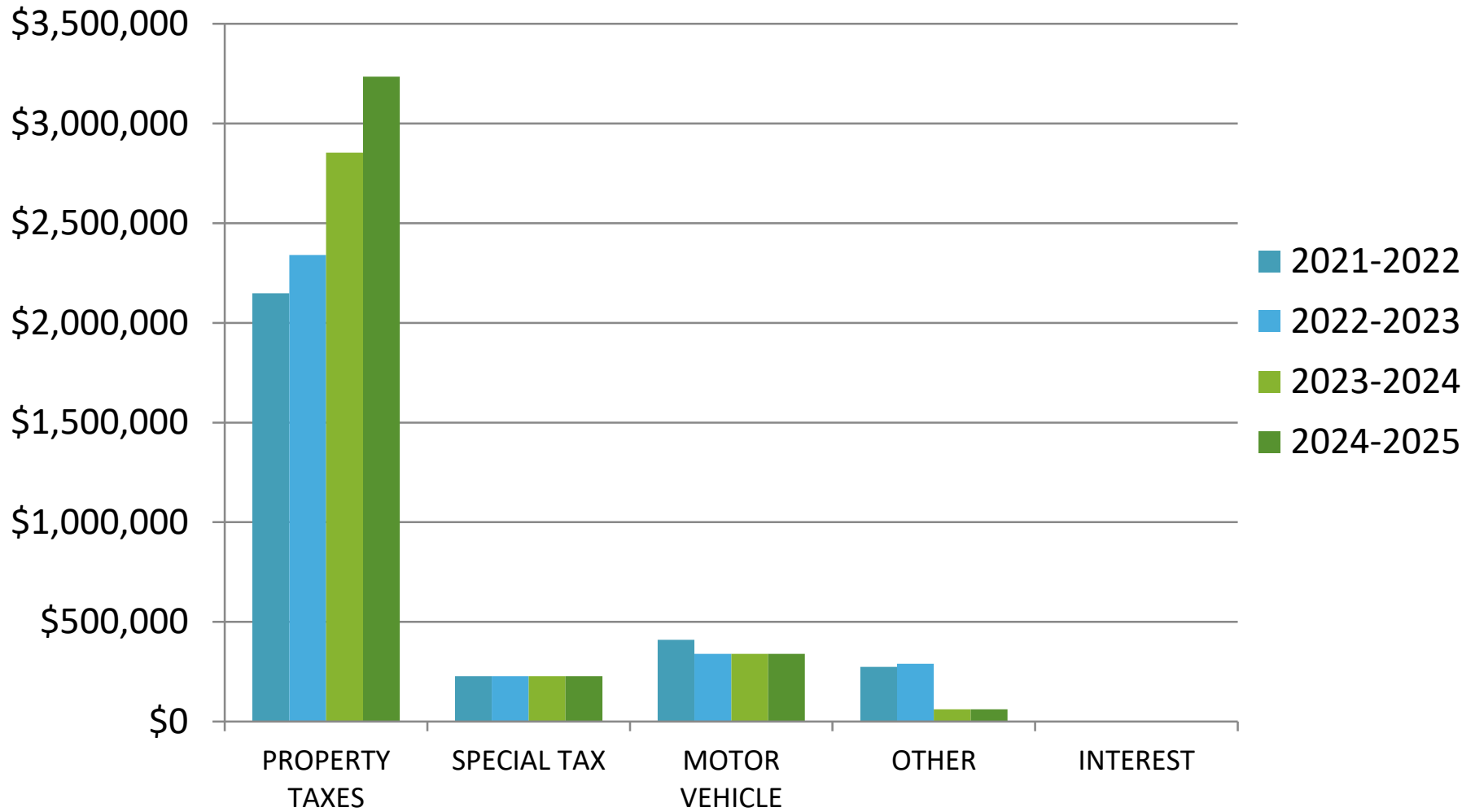


# G/F EXPENSES

## \$12,447,731

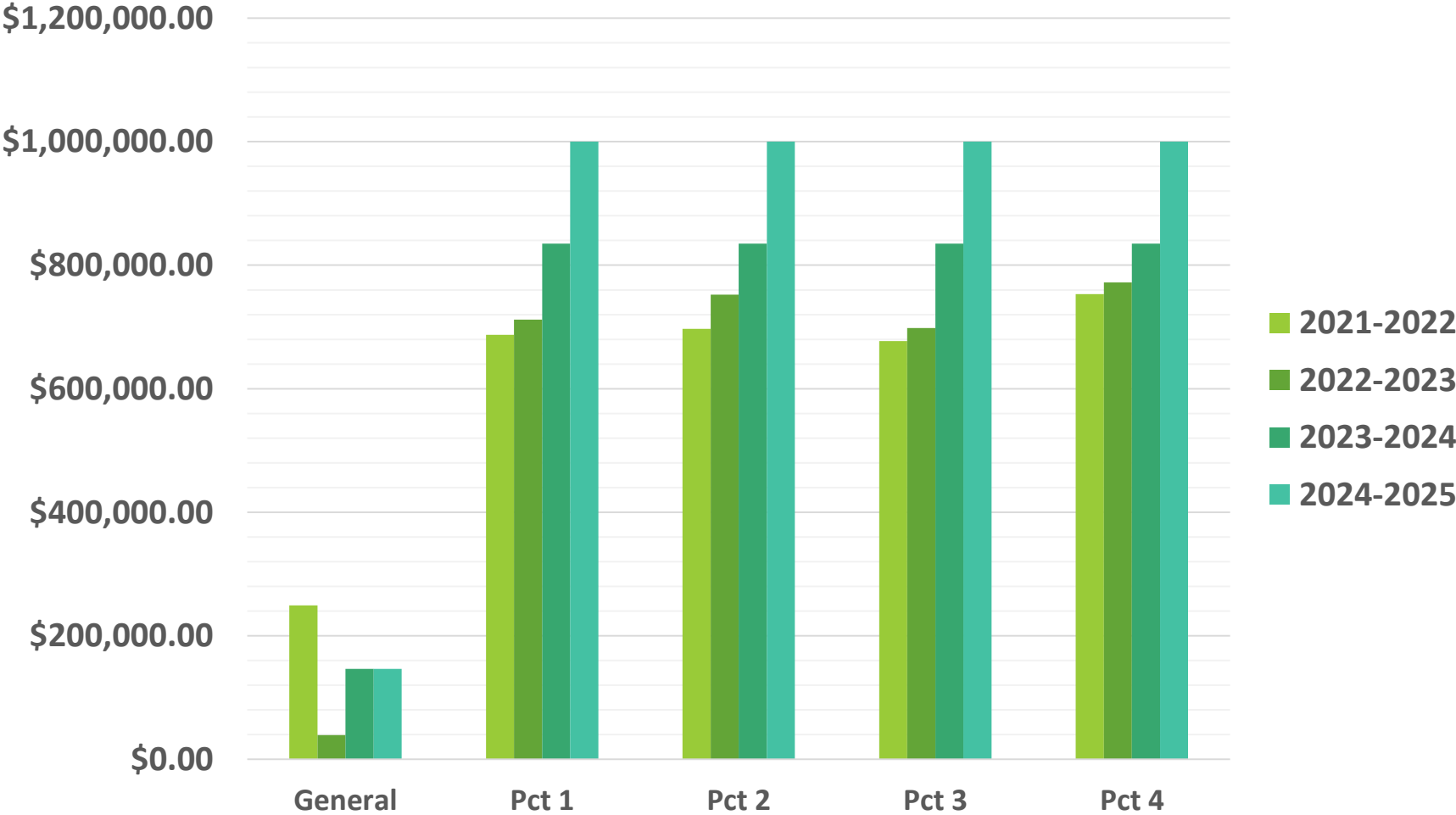


# Road & Bridge Revenue





# Road & Bridge Expense



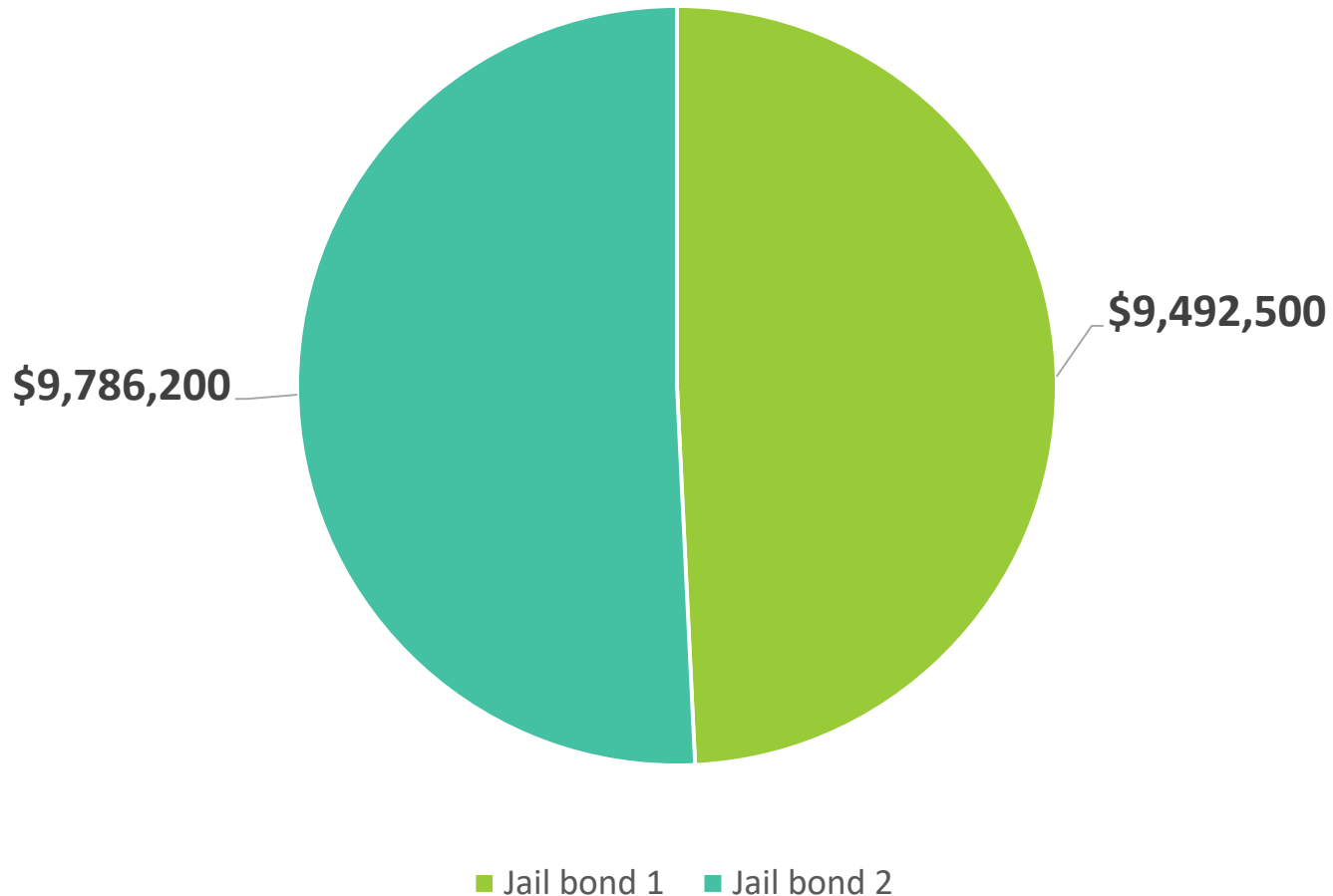
# Interest & Sinking

	2022	2023	2024	2025
<b>Revenue</b>	1,672,385	1,655,452	1,431,525	1,405,879
<b>Expense</b>	1,435,125	1,436,325	1,431,525	1,380,300
<b>Difference over/ (under)</b>	237,260	219,127	0	25,579

# Bond balances of I&S Fund

Balances before 2024-2025 payments

---



# Payment Schedule for Interest & Sinking Fund

Year	Principal	Interest	Total Payment	Balance
2025	\$805,000	\$574,100	\$1,379,100	\$17,899,600
2026	\$830,000	\$541,400	\$1,371,400	\$16,528,200
2027	\$860,000	\$507,600	\$1,367,600	\$15,160,600
2028	\$900,000	\$472,400	\$1,372,400	\$13,788,200
2029	\$940,000	\$435,600	\$1,375,600	\$12,412,600
2030	\$975,000	\$397,300	\$1,372,300	\$11,040,300
2031	\$1,020,000	\$357,400	\$1,377,400	\$9,662,900
2032	\$1,060,000	\$315,800	\$1,309,700	\$8,353,200

# Questions?

---

